
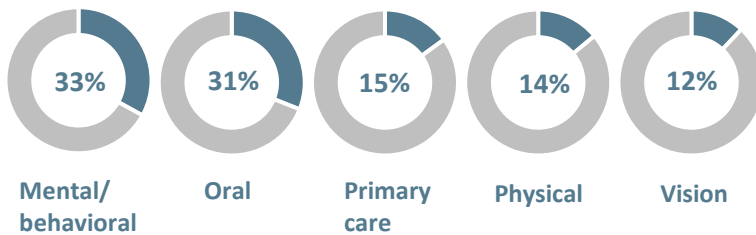


WHO HAS ACCESS TO SCHOOL-BASED HEALTH (SBH) SERVICES?

Over 520,000 students attending public/charter schools have access to SBH services, representing 57% of students.

57% of students* have access to a SBH service 

2x as many students have access to mental/behavioral or oral health care as primary care, physical health, or vision care services (N=913,382*).



Key Findings

- **78% of programs are accessible to non-student populations**, the most common of which is school faculty/staff.
- Of the students with access to oral, physical health, or vision care, **more than 90% can only access services through mobile programs**, which are only periodically available.

Nearly 400,000 students do not have access to any SBH services.

HOW IS ACCESS TO SERVICES DISTRIBUTED ACROSS DIFFERENT POPULATIONS?

Disparities exist in who has access to different health care services.

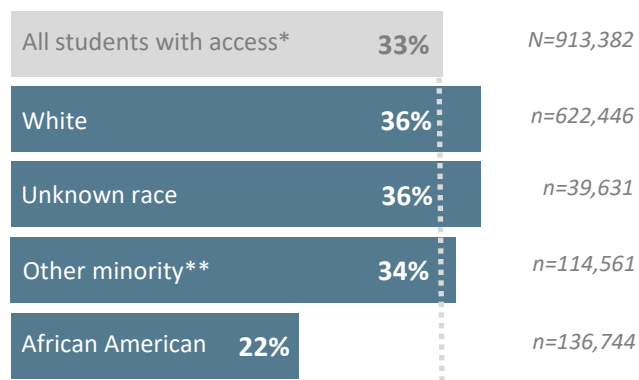
Key Findings

1 in 3 students has access to mental/behavioral health services

Access to services needs to be expanded to more students who are eligible for Free-or-Reduced Lunch (FRL).

- Of the students who have access to services, **only 51% are eligible for FRL***.
- It drops to **46% for mental/behavioral health services** and **45% for vision**.

African American students are underrepresented in the population with access to mental/behavioral health services.



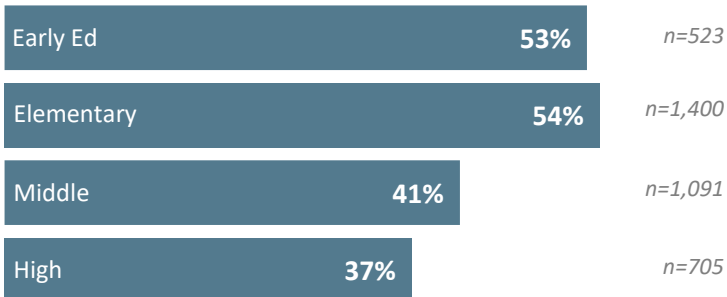
*Enrollment and Free-or-Reduced Lunch eligibility data is not available for all schools.

**Other minority is a combination of students who are Asian, Hispanic, Indian, Multi-Racial, and Pacific-Islander.

HOW MANY SCHOOLS HAVE ACCESS TO SBH SERVICES?

SBH programs are accessible to 1,234 schools across Missouri.

A higher proportion of Early Education and Elementary schools have access to SBH programs than Middle and High schools.



Notes:

- * Data only includes public and charter schools in the DESE directory.
- ** Individual schools may be represented in more than one school type.
- *** Early Ed =PK; Elementary=K-5; Middle=6-8; High=9-12

Key Findings

- **1,212 public/charter schools (50%) and 22 private schools** (unknown proportion) have access to SBH programs.
- **Oral health** is the most common service offered to Early Education, Elementary, and Middle school students.
- **Mental/behavioral health care** is the most common service offered to high school students.

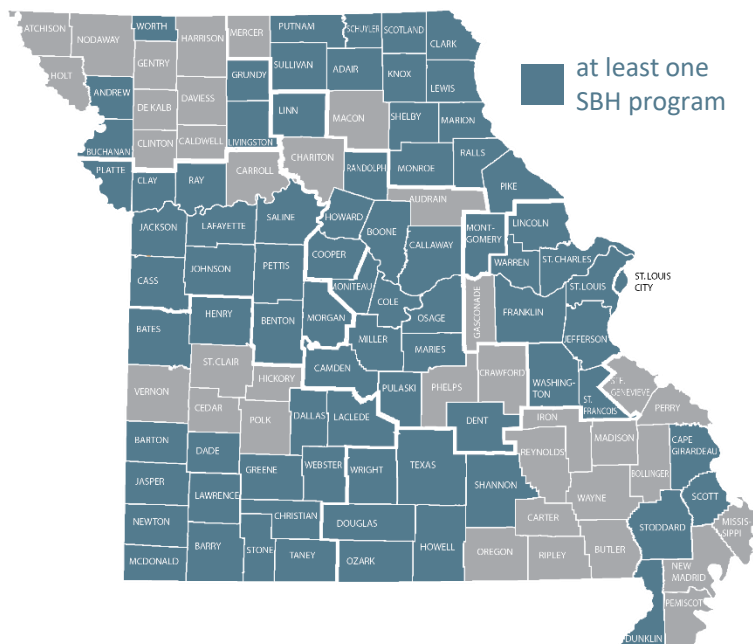
WHERE ARE SBH SERVICES OFFERED IN MISSOURI?

There are SBH programs in the majority of counties, but there are visible gaps in the northwestern, southwestern, and southeastern regions of the state where there are clusters of counties without any SBH programs.

Key Findings

- **Mobile and school-based mental health programs have the largest reach**, touching 47% and 41% of counties each.
- **63% of programs are in rural counties**, and **37% are in urban counties**, closely resembling the distribution of the state overall.
- A higher proportion of **school-based mental health programs, mobile programs, school-linked health care programs, and school-based oral health programs are in urban counties**, whereas a higher proportion of **telehealth programs and school-based health centers are in rural counties**.

There are SBH programs in 79 of 115 counties, reaching 69% of counties in the state.



For more information, contact us at info@moschoolhealth.org.